

ACCOMMODATIONS SYMBOL LEGEND

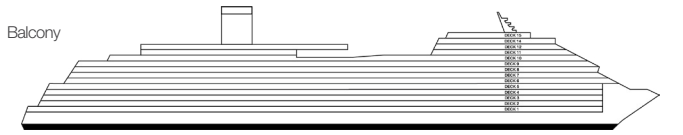
- ▲ Twin Bed and Single Sofa Bed
- ★ 2 Twin Beds (convert to King) and Single Sofa Bed
- 2 Twin Beds (convert to King) and 1 Upper Pullman
- ◊ 2 Twin Beds (do not convert to King) and 1 Upper Pullman
- ◊ 2 Twin Beds (convert to King) and 2 Upper Pullmans
- 2 Twin Beds (convert to King), Single Sofa Bed and 1 Upper Pullman
- ≡ 2 Twin Beds (convert to King), Single Sofa Bed with Convertible Bunk

- † 2 Twin Beds (convert to King) and Double Sofa Bed
- ◆ Stateroom with 2 Porthole Windows
- < Connecting staterooms (ideal for families and groups of friends)
- * Twin Beds do not convert to a King Bed
- U Unisex Wheelchair Accessible Restroom
- OS Ocean Suite with obstructed views: 9205, 9206.
- 6L 6M Staterooms with obstructed views: 1460, 1473, 2452, 2475

All accommodations are non-smoking.
 Accessible staterooms are available for guests with disabilities. Please contact Guest Access Services at 1-800-438-6744 ext. 70025 for details, or visit <https://www.carnival.com/about-carnival/special-needs.aspx>.

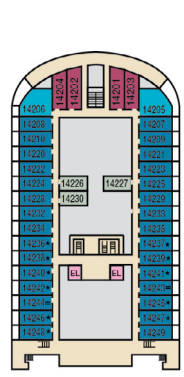
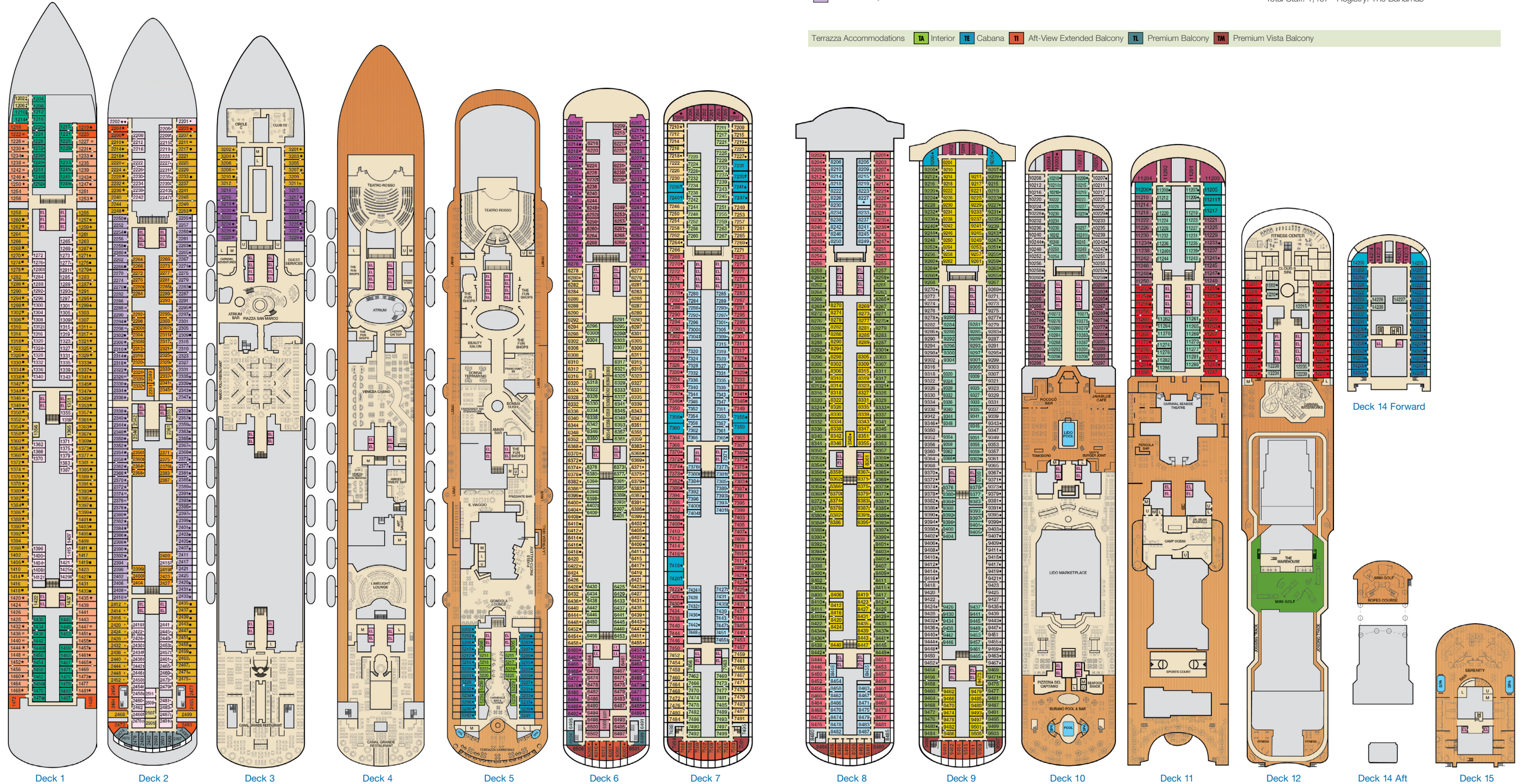
CATEGORIES

- 1A Interior Upper/Lower
- 4A 4B 4C 4D 4E 4F 4G 4H 4I Interior
- 4J Interior with Picture Window (Walkway View)
- 6A 6B Ocean View
- 6L 6M Deluxe Ocean View
- 7C Cove Balcony
- 8A 8B 8C 8D 8E 8F 8G 8H Balcony
- 8M Aft-View Extended Balcony
- 9B Premium Balcony
- OS Ocean Suite

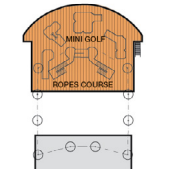


Gross Tonnage: 135,225 Length: 1,061 feet Beam: 122 feet
 Cruising Speed: 18 Knots Guest Capacity: 4,090 (Double Occupancy)
 Total Staff: 1,407 Registry: The Bahamas

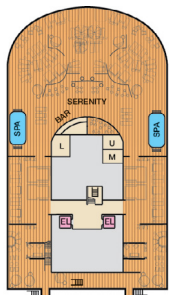
Terrazza Accommodations 1A Interior 1E Cabana 1I Aft-View Extended Balcony 1L Premium Balcony 1M Premium Vista Balcony



Deck 14 Forward



Deck 14 Aft



Deck 15

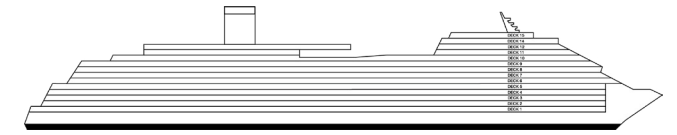
ACCOMMODATIONS SYMBOL LEGEND

- ▲ Twin Bed and Single Sofa Bed
- ★ 2 Twin Beds (convert to King) and Single Sofa Bed
- ◆ 2 Twin Beds (convert to King) and 1 Upper Pullman
- ⊙ 2 Twin Beds (do not convert to King) and 1 Upper Pullman
- ⊙ 2 Twin Beds (convert to King) and 2 Upper Pullmans
- 2 Twin Beds (convert to King), Single Sofa Bed and 1 Upper Pullman
- ▬ 2 Twin Beds (convert to King), Single Sofa Bed with Convertible Bunk
- † 2 Twin Beds (convert to King) and Double Sofa Bed
- ◆ Stateroom with 2 Porthole Windows
- ◁ Connecting staterooms (ideal for families and groups of friends)
- ★ Twin Beds do not convert to a King Bed
- U Unisex Wheelchair Accessible Restroom

- Ⓜ All accommodations are non-smoking.
- Accessible Routes including Ramps
- Restrooms, Elevators, Lifts and other Accessible Areas
- Fully Accessible Staterooms (FAC)
- Fully Accessible Staterooms – Single Side Approach (FAC-SSA)
- Ambulatory Accessible Staterooms (AAC)

DECK PLANS

Please contact Guest Access Services for specific ship accessibility features. You may also visit <https://www.carnival.com/about-carnival/special-needs.aspx>



Gross Tonnage: 135,225 Length: 1,061 feet Beam: 122 feet
 Cruising Speed: 18 Knots Guest Capacity: 4,090 (Double Occupancy)
 Total Staff: 1,407 Registry: The Bahamas

